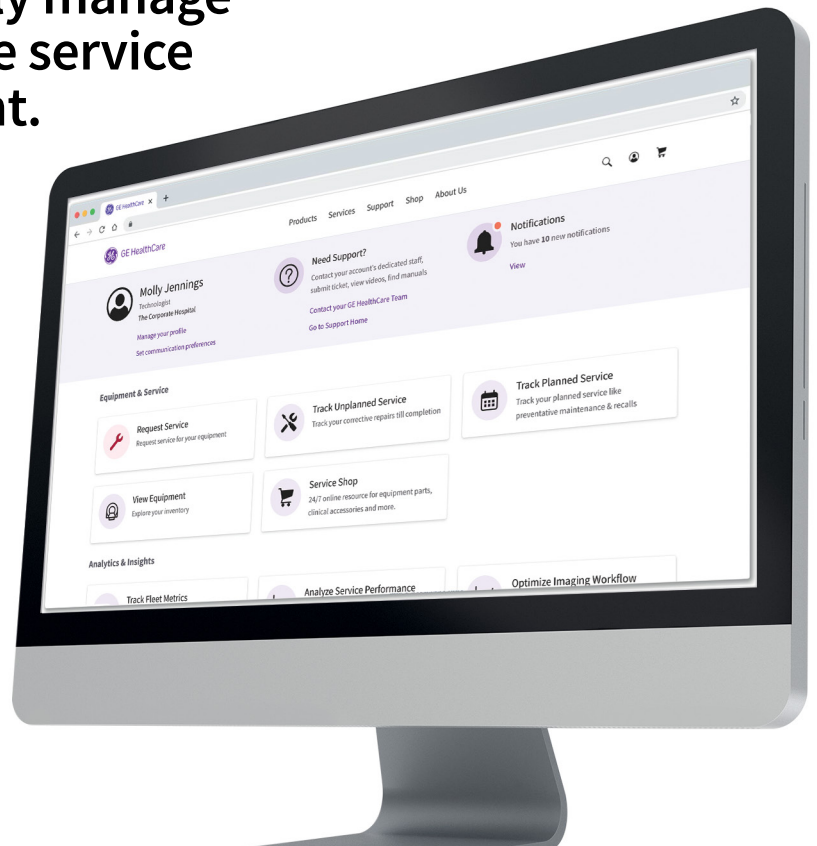


MyGEHealthCare

Your one-stop shop to easily manage equipment and personalize service support for your equipment.

MyGEHealthCare is your online, hassle-free way to manage your healthcare equipment. It's your one-stop shop where you can get proactive insights and service that facilitate department-wide communication.

The desktop experience of MyGEHealthCare offers comprehensive, full lifecycle support for any device, all within a unified interface — now enhanced with personalized dashboards and reports



Connect with ease

- One login for all services and data
- Real-time sync across devices
- Direct contact with your GE HealthCare team



Operational efficiency

- Track fleet and service metrics
- Streamline parts ordering and tracking
- Automate maintenance and reduce downtime



Financial performance

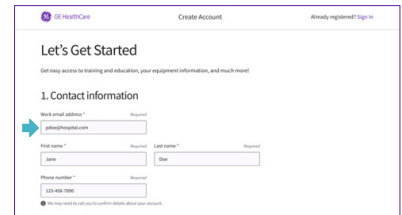
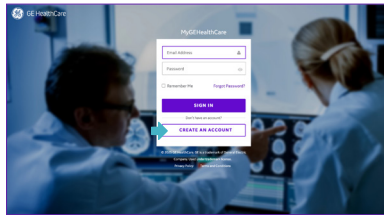
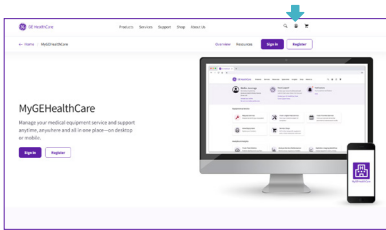
- Help maintain revenue streams and avoid unexpected costs
- Help improve capital and coordinate purchase planning

It's easy to get started with MyGEHealthCare

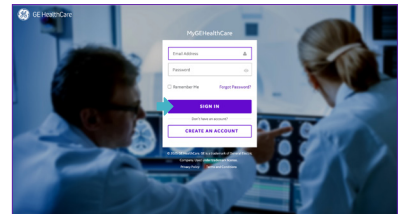
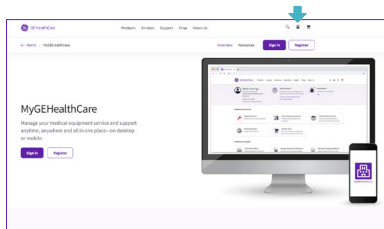
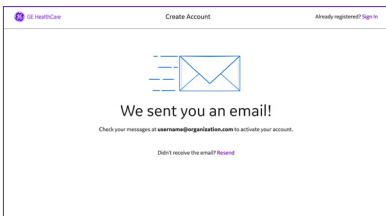
The MyGEHealthCare desktop and mobile app provide a unified front to manage your healthcare equipment

Whether at your desk or on-the-go, login through one easy-to-use platform. Customise your inventory according to specific needs and stay informed on the status of your machines by receiving notifications, insights, and reports on any device. Connect with your GE HealthCare team, request maintenance, and track service from start to finish with one convenient point of contact.

1. Visit gehealthcare.com and click the User icon in the top-right navigation bar.
2. Select **Create an Account**. If you're already registered, you'll be prompted to login. Do not bookmark this page. Always start with Step 1.
3. Enter your business email address, click **Continue**, and enter your employer information.



4. After completing the registration process, you'll receive an email asking you to create a password.
5. After you've set your password, return to gehealthcare.com and click the User icon again.
6. Sign in with your credentials.



You can also register through the MyGEHealthCare App

1. Download the MyGEHealthCare App in the Google Play or Apple App Store.
2. Open the app.
3. Follow the prompts on the screen to register.